

The instructions below show how to access UFV computer labs remotely from home.

1. Click on <https://remoteaccess.labstats.com/ufv> to display a list of computer lab.

University of the Fraser Valley

Remote Computer Access

Computer Labs

- Abbotsford : A224
- Abbotsford : A245
- Abbotsford : A302
- Abbotsford : A353
- Abbotsford : A407
- Abbotsford : B164
- Abbotsford : D125
- Abbotsford : D204
- Abbotsford : D221
- Abbotsford : D223
- Abbotsford : D226
- Abbotsford : D228
- Abbotsford : D242
- Abbotsford : D248
- Abbotsford : D250
- Abbotsford : G126
- Abbotsford : G161
- Abbotsford : G171
- Abbotsford : G181
- Abbotsford : G210
- Abbotsford : S1113
- Abbotsford : S3123g
- Abbotsford : S3125
- Chilliwack : A0024
- Chilliwack : A1021

Abbotsford : A224

1 computers available

AA224W1906	AA224W1906	Connect
------------	------------	-------------------------

Abbotsford : A245

25 computers available

AA245W1800	AA245W1800	Connect
AA245W1822	AA245W1822	Connect
AA245W1806	AA245W1806	Connect
aa245w1824	aa245w1824	Connect
AA245W1816	AA245W1816	Connect
AA245W1804	AA245W1804	Connect

2. Click to select a computer lab for remote access. le Abbotsford: D226.

University of the Fraser Valley

Remote Computer Access

Computer Labs

- Abbotsford : A224
- Abbotsford : A245
- Abbotsford : A302
- Abbotsford : A353
- Abbotsford : A407
- Abbotsford : B164
- Abbotsford : D125
- Abbotsford : D204
- Abbotsford : D221
- Abbotsford : D223
- **Abbotsford : D226**
- Abbotsford : D228
- Abbotsford : D242
- Abbotsford : D248
- Abbotsford : D250
- Abbotsford : G126
- Abbotsford : G161
- Abbotsford : G171
- Abbotsford : G181
- Abbotsford : G210
- Abbotsford : S1113
- Abbotsford : S3123g
- Abbotsford : S3125
- Chilliwack : A0024
- Chilliwack : A1021

Abbotsford : A224

1 computers available

AA224W1906	AA224W1906	Connect
------------	------------	-------------------------

Abbotsford : A245








25 computers available

AA245W1800	AA245W1800	Connect
AA245W1822	AA245W1822	Connect
AA245W1806	AA245W1806	Connect
aa245w1824	aa245w1824	Connect
AA245W1816	AA245W1816	Connect
AA245W1804	AA245W1804	Connect

3. Number of available workstations show at the top. In this example 37 computers available in Abbotsford:D226.

Abbotsford : D226






37 computers available

 AD226W1716	AD226W1716	Connect
 AD226W1724	AD226W1724	Connect
 AD226W1721	AD226W1721	Connect
 AD226W1703	AD226W1703	Connect
 AD226W1735	AD226W1735	Connect
 AD226W1730	AD226W1730	Connect
 AD226W1732	AD226W1732	Connect

4. Pick any available workstation and click **Connect** ie AD226W1730.

Abbotsford : D226

37 computers available

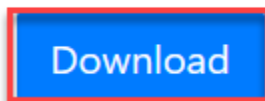
 AD226W1718	AD226W1718	Connect
 AD226W1702	AD226W1702	Connect
 AD226W1730	AD226W1730	Connect
 AD226W1720	AD226W1720	Connect
 AD226W1721	AD226W1721	Connect

5. Click **Download** to open the connection file.



Follow these steps:

1. Download and open the connection file

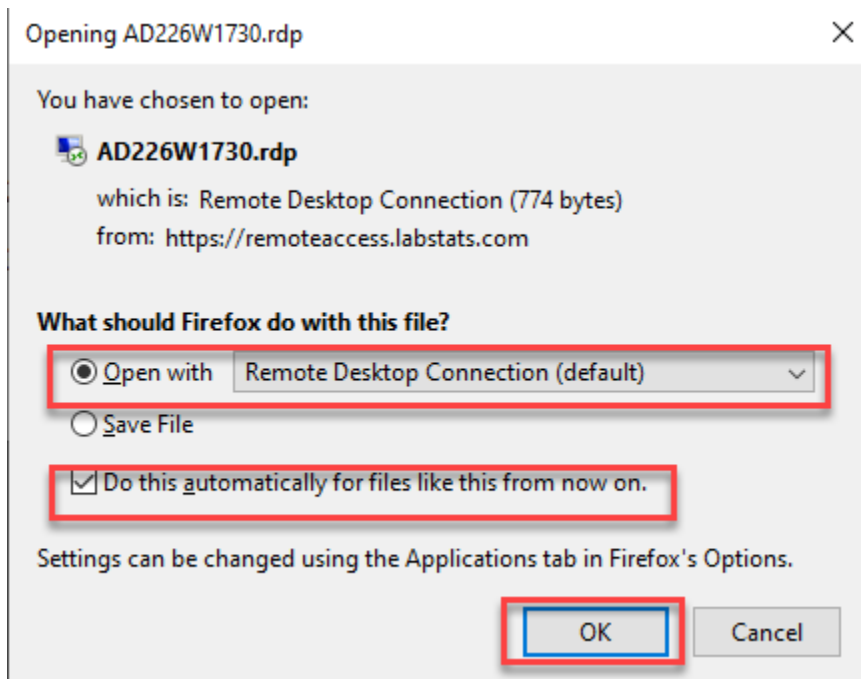


2. Press the 'Connect' button

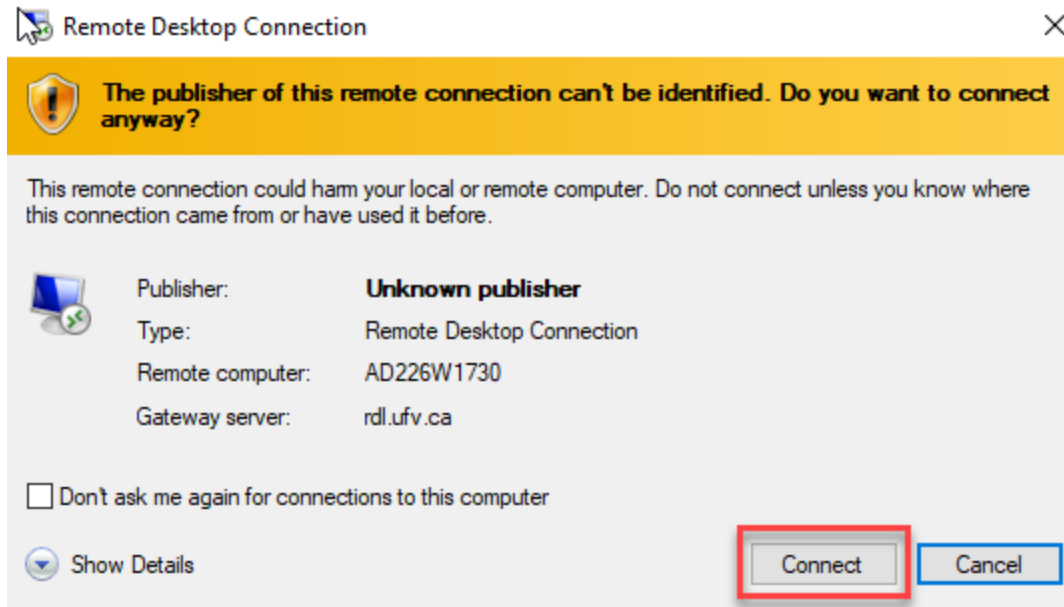
3. Log in with your username and password

You may need to choose 'More choices' and 'Use a different account' to enter your correct username

6. Select **Open with Remote Desktop connection (default)** and **Do this automatically for files like this from now on > OK**

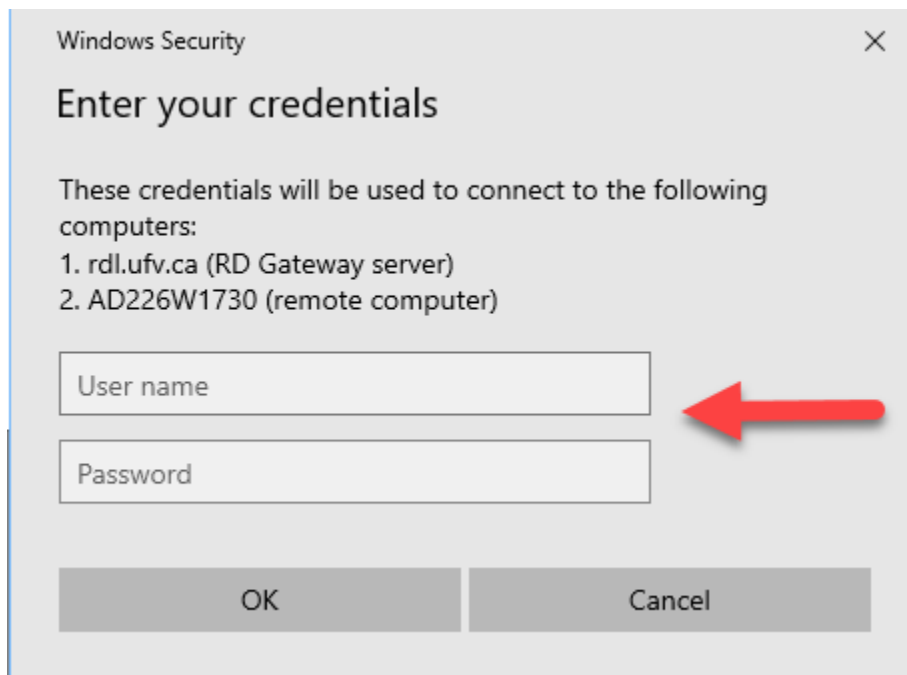


7. To allow the remote connection, click **Connect** to accept the unsigned certificate to proceed the remote desktop connection.



8. Enter student computer account credentials to connect

- Your username is your student ID number located on your campus card.
- Your password will be the same as your myUFV password



9. Now you have successfully connected to D226 Computer Lab, workstation, AD226W1730

The screenshot shows a Windows desktop environment with a green background. On the left side, there is a taskbar with icons for Recycle Bin, IT Service Desk, and Google Chrome. The main area contains several informational boxes:

- UFV Computer Labs:** A welcome message stating that guest login accounts are disabled and directing users to student.ufv.ca.
- Valuing Plants: Learning From Each Other:** An event on Friday, February 28, 2:30-3:30 at CEP Gathering Place, featuring Dr. Nancy Turner.
- GRAD Photo Sessions:** Announcing photo sessions by Artona from March 9-27, with a \$15 sitting fee and a booking link.
- International Women's Day Film Screening:** Screening of "Because We are Girls" on Friday, March 6 at 10am and 11:30am at Abbotsford Campus.
- Connect to whats happening on Campus:** A central graphic with the myCampusLife logo.
- Presidents Lecture Series presents:** "Finding Your Voice: The conversations we don't have" on Friday, March 6, 3:00pm at Abbotsford Campus.

At the bottom, contact information for coordinators is provided, along with a hygiene reminder: "Be germ aware! Sanitize your hands before and after using this computer equipment." The University of the Fraser Valley logo is in the bottom right corner. The Windows taskbar at the very bottom shows the date as 4/8/2020 and the time as 8:09 AM.